LY

Time (min)	pH	[MYC]/MYC	Time (min)	[MYC]/MYC]0 PPI
0	6.5	1.00	0	1
0.5	6.5	0.98	0.5	0.870009
1	6.5	0.98	1	0.866198
1.5	6.5	0.92	1.5	0.793479
2.75	6.5	0.77	2.75	0.531471
4	6.5	0.51	4	0.452437
6.5	6.5	0.34	6.5	0.303297
10	6.5	0.19	10	0.240538
14	6.5	0.10	14	0.075124
19	6.5	0.04	19	0.041535
27	6.5	0.01	27	0.021234
36	6.5	0.00	36	0.014572
44	6.5	0.00	44	0.009979
54	6.5	0.00	54	0.009388
0	7.5	1	0	1
0.5	7.5	1.259837	0.5	0.968544
1	7.5	1.149811	1	0.906009
1.5	7.5	1.087154	1.5	0.781582
2.75	7.5	0.784492	2.75	0.648469
4	7.5	0.535357	4	0.586697
6.5	7.5	0.322603	6.5	0.521758
10	7.5	0.067886	10	0.302836
14	7.5	0.032354	14	0.122689
19	7.5	0.020588	19	0.079979
27	7.5	0.003678	27	0.041064
36	7.5	0	36	0.026781
44	7.5	0	44	0.018148
54	7.5	0	54	0.019741
0	8.5	1	0	1
0.5	8.5	0.498226	0.5	0.956301
1	8.5	0.280221	1	1.028423
1.5	8.5	0.09359	1.5	0.885454
2.75	8.5	0.029899	2.75	0.697279
4	8.5	0.020445	4	0.627989
6.5	8.5	0.013308	6.5	0.583824
10	8.5	0.00718	10	0.479055
14	8.5	0.001155	14	0.338943
19	8.5	0	19	0.33084
27	8.5	0	27	0.258168
36	8.5	0	36	0.187845
44	8.5	0	44	0.10548
54	8.5	0	54	0.104825

Time (min)	pH	[MYC]/MYC	Time (min)	[MYC]/MYC]0 PPI
0	6.5	0	0	0
0.5	6.5	-0.01961	0.5	-0.13925
1	6.5	-0.02451	1	-0.14364
1.5	6.5	-0.08645	1.5	-0.23133
2.75	6.5	-0.25714	2.75	-0.63211
4	6.5	-0.67355	4	-0.79311
6.5	6.5	-1.09222	6.5	-1.19304
10	6.5	-1.66968	10	-1.42488
14	6.5	-2.27666	14	-2.58862
19	6.5	-3.1805	19	-3.18122
27	6.5	-4.35055	27	-3.85216
36	6.5	-6.5242	36	-4.22866
44	6.5		44	-4.6073
54	6.5		54	-4.66836
0	7.5	0	0	0
0.5	7.5	-0.09138	0.5	-0.03196
1	7.5	-0.14742	1	-0.09871
1.5	7.5	-0.23098	1.5	-0.24643
2.75	7.5	-0.4737	2.75	-0.43314
4	7.5	-0.8558	4	-0.53325
6.5	7.5	-1.36232	6.5	-0.65055
10	7.5	-2.9209	10	-1.19456
14	7.5	-3.662	14	-2.09811
19	7.5	-4.11402	19	-2.52599
27	7.5	-5.8363	27	-3.19262
36	7.5		36	-3.62006
44	7.5		44	-4.00919
54	7.5		54	-3.92504
0	8.5	0	0	0
1	8.5	-1.27218	1	-0.07344
1.5	8.5	-2.36883	1.5	-0.29962
2.75	8.5	-3.50993	2.75	-0.39772
4	8.5	-3.89004	4	-0.46569
6.5	8.5	-4.31939	6.5	-0.6482
14	8.5	-6.76396	14	-0.98125
19	8.5		19	-1.19665
27	8.5		27	-1.46138
36	8.5		36	-1.89986
44	8.5		44	-1.90424
54	8.5		54	-2.25595
0.5	8.5	-0.6967	0.5	
10	8.5	-4.93643	10	

SUMMARY OUTPUT 6.5

Regression Statistics	
Multiple R	0.989834
R Square	0.97977
Adjusted R	0.977523
Standard E	0.200912
Observatio	11

ANOVA

	df	*SS*	*MS*	*F*	*ignificance F*
Regression	1	17.59505	17.59505	435.8936	6.21E-09
Residual	9	0.363289	0.040365		
Total	10	17.95834			

	Coefficients	*andard Errc*	*t Stat*	*P-value*	*Lower 95%*	*Upper 95%*	*ower 95.0%*	*Upper 95.0%*
Intercept	-0.17689	0.080667	-2.19288	0.055987	-0.35937	0.005588	-0.35937	0.005588
X Variable	0.897487	0.042987	20.87806	6.21E-09	0.800243	0.99473	0.800243	0.99473

SUMMARY OUTPUT 7.5

Regression Statistics	
Multiple R	0.987745
R Square	0.97564
Adjusted R	0.972933
Standard E	0.182896
Observatio	11

ANOVA

	df	*SS*	*MS*	*F*	*ignificance F*
Regression	1	12.05746	12.05746	360.4529	1.44E-08
Residual	9	0.301058	0.033451		
Total	10	12.35852			

	Coefficients	*andard Errc*	*t Stat*	*P-value*	*Lower 95%*	*Upper 95%*	*ower 95.0%*	*Upper 95.0%*
Intercept	-0.02432	0.075396	-0.3226	0.754365	-0.19488	0.146235	-0.19488	0.146235
X Variable	0.545208	0.028717	18.9856	1.44E-08	0.480246	0.61017	0.480246	0.61017

SUMMARY OUTPUT 8.5

Regression Statistics	
Multiple R	0.985802
R Square	0.971807
Adjusted R	0.966168
Standard E	0.061916
Observatio	7

ANOVA

	df	*SS*	*MS*	*F*	*ignificance F*
Regression	1	0.660706	0.660706	172.3462	4.58E-05
Residual	5	0.019168	0.003834		
Total	6	0.679874			

	Coefficients	*andard Errc*	*t Stat*	*P-value*	*Lower 95%*	*Upper 95%*	*ower 95.0%*	*Upper 95.0%*
Intercept	0.066307	0.043137	1.537118	0.18487	-0.04458	0.177194	-0.04458	0.177194
X Variable	0.150516	0.011465	13.12807	4.58E-05	0.121044	0.179989	0.121044	0.179989

YR

Time (min)	pH	[MYC]/MYC	Time (min)	[MYC]/MYC]0 PPI
0	6.5	1	0	1
0.5	6.5	0.46167	0.5	0.891138
1	6.5	0.230853	1	0.881222
2	6.5	0.135581	2	
4	6.5	0.037478	4	0.41016
8	6.5	0.023609	8	0.280992
12	6.5	0.025125	12	0.16414
16	6.5	0.012007	16	0.112827
20	6.5	0.012674	20	0.093596
26	6.5	0.004352	26	0.073418
32	6.5	0.008642	32	0.062004
38	6.5	0.007966	38	0.054578
54	6.5	0.005557	54	0.046612
60	6.5	0.00409	60	0.045478
0	7.5	1	0	1
1	7.5	0.729805	0.5	0.939919
0.5	7.5	0.379231	1	0.84472
4	7.5	0.015636	2	
2	7.5	0.019066	4	0.397695
8	7.5	0	8	0.249796
12	7.5	0	12	0.125778
16	7.5	0	16	0.060351
20	7.5	0	20	0.044126
26	7.5	0	26	0.024267
32	7.5	0	32	0.019874
38	7.5	0	38	0.015568
54	7.5	0	54	0.006514
60	7.5	0	60	0.005029
0	8.5	1	0	1
0.5	8.5	0.146342	0.5	0.964438
1	8.5	0.006432	1	0.794783
2	8.5	0	2	0.57001
4	8.5	0	4	0.415778
8	8.5	0	8	0.254747
12	8.5	0	12	0.146316
16	8.5	0	16	0.079149
20	8.5	0	20	0.068245
26	8.5	0	26	0.056427
32	8.5	0	32	0.046269
38	8.5	0	38	0.03655
54	8.5	0	54	0.028531
60	8.5	0	60	0.019292

Time (min)	pH	[MYC]/MYC	Time (min)	[MYC]/MYC]0 PPI
0	6.5	0	0	0
0.5	6.5	-0.77291	0.5	-0.11526
1	6.5	-1.46597	1	-0.12645
4	6.5	-3.284	4	-0.89121
8	6.5	-3.74613	8	-1.26943
12	6.5	-3.68388	12	-1.80704
16	6.5	-4.4223	16	-2.1819
20	6.5	-4.36821	20	-2.36877
32	6.5	-4.75113	32	-2.78056
38	6.5	-4.83252	38	-2.90812
54	6.5	-5.1927	54	-3.0659
60	6.5	-5.49916	60	-3.09052
2	6.5	-1.99819	2	
26	6.5		26	-2.61159
0	7.5	0	0	-0.03026
1	7.5	-0.31498	0.5	-0.06196
0.5	7.5	-0.96961	1	-0.16875
2	7.5	-3.95986	4	-0.92207
8	7.5		8	-1.38711
12	7.5		12	-2.07323
16	7.5		16	-2.80757
20	7.5		20	-3.12071
26	7.5		26	-3.71863
32	7.5		32	-3.91834
38	7.5		38	-4.16255
54	7.5		54	-5.03383
60	7.5		60	-5.29259
4	7.5	-4.15816	2	
0	8.5	0	0	0
0.5	8.5	-1.92181	0.5	-0.03621
1	8.5	-5.04649	1	-0.22969
2	8.5		2	-0.5621
4	8.5		4	-0.8776
8	8.5		8	-1.36748
12	8.5		12	-1.92198
16	8.5		16	-2.53642
20	8.5		20	-2.68465
26	8.5		26	-2.87481
32	8.5		32	-3.07328
38	8.5		38	-3.30908
54	8.5		54	-3.55678
60	8.5		60	-3.94809

0	6.5	0
0.5	6.5	-0.77291
1	6.5	-1.46597
2	6.5	-1.99819
4	6.5	-3.284
8	6.5	-3.74613
12	6.5	-3.68388
16	6.5	-4.4223
20	6.5	-4.36821
32	6.5	-4.75113
38	6.5	-4.83252
54	6.5	-5.1927
60	6.5	-5.49916

SUMMARY OUTPUT 6.5

Regression Statistics	
Multiple R	0.951339
R Square	0.905045
Adjusted R	0.89555
Standard E	0.387713
Observatio	12

ANOVA

	df	*SS*	*MS*	*F*	*ignificance F*
Regression	1	14.32765	14.32765	95.31357	1.98E-06
Residual	10	1.503212	0.150321		
Total	11	15.83086			

	Coefficients	*andard Errc*	*t Stat*	*P-value*	*Lower 95%*	*Upper 95%*	*ower 95.0%*	*Upper 95.0%*
Intercept	0.498935	0.25308	1.971456	0.076958	-0.06496	1.062832	-0.06496	1.062832
X Variable	0.632867	0.064824	9.762867	1.98E-06	0.48843	0.777303	0.48843	0.777303

SUMMARY OUTPUT 7.5

Regression Statistics	
Multiple R	0.996314
R Square	0.992642
Adjusted R	0.988963
Standard E	0.044304
Observatio	4

ANOVA

	df	*SS*	*MS*	*F*	*ignificance F*
Regression	1	0.529623	0.529623	269.8249	0.003686
Residual	2	0.003926	0.001963		
Total	3	0.533549			

	Coefficients	*andard Errc*	*t Stat*	*P-value*	*Lower 95%*	*Upper 95%*	*ower 95.0%*	*Upper 95.0%*
Intercept	0.008357	0.02887	0.28947	0.799471	-0.11586	0.132575	-0.11586	0.132575
X Variable	0.231954	0.014121	16.42635	0.003686	0.171197	0.292712	0.171197	0.292712

SUMMARY OUTPUT 8.5

Regression Statistics	
Multiple R	0.971409
R Square	0.943635
Adjusted R	0.88727
Standard E	0.041462
Observatio	3

ANOVA

	df	*SS*	*MS*	*F*	*ignificance F*
Regression	1	0.028781	0.028781	16.7415	0.152599
Residual	1	0.001719	0.001719		
Total	2	0.0305			

	Coefficients	*andard Errc*	*t Stat*	*P-value*	*Lower 95%*	*Upper 95%*	*ower 95.0%*	*Upper 95.0%*
Intercept	0.020766	0.035887	0.578641	0.666051	-0.43523	0.476759	-0.43523	0.476759
X Variable	0.047098	0.011511	4.091638	0.152599	-0.09916	0.193357	-0.09916	0.193357

LR

Time (min)	pH	[MYC]/MYC	ln[MYC]/M	Time (min)	[MYC]/MYC]0 PPIA	ln[MYC]/MYC]0 PPIA
0	6.5	1	0	0	1	0
0.5	6.5	0.936611	-0.06549	0.5	0.988644796	-0.011420166
1	6.5	0.836638	-0.17836	1	0.913663367	-0.090293083
2	6.5	0.800604	-0.22239	2	0.642494844	-0.442396487
4	6.5	0.590014	-0.52761	4	0.519131741	-0.655597592
8	6.5	0.263003	-1.33559	8	0.259309799	-1.349731797
12	6.5	0.155918	-1.85843	12	0.13424723	-2.008072178
16	6.5	0.096603	-2.33714	16	0.07483886	-2.592418016
20	6.5	0.062295	-2.77588	20	0.038904435	-3.246647035
26	6.5	0.007996	-4.82882	26	0.008450789	-4.773495501
32	6.5	0.020794	-3.87308	32	0.015219407	-4.185183898
38	6.5	0.009772	-4.62824	38	0.008940118	-4.717206469
54	6.5	0.002799	-5.87853	54	0.005102688	-5.277987869
60	6.5	0.001363	-6.59774	60	0.004903253	-5.31785648
0	7.5	1	0	0	1	0
0.5	7.5	1.043425	0.042509	0.5	0.965228876	-0.035390028
1	7.5	1.006406	0.006385	1	0.891011993	-0.115397391
2	7.5	0.663539	-0.41017	2	0.624426183	-0.470922157
4	7.5	0.359387	-1.02336	4	0.460169681	-0.776159985
8	7.5	0.101602	-2.28669	8	0.236374516	-1.442337798
12	7.5	0.110771	-2.20029	12	0.054017051	-2.918455526
16	7.5	0.058973	-2.83068	16	0.057658675	-2.853214565
20	7.5	0.010049	-4.60027	20	0.028266289	-3.566085394
26	7.5	0.015643	-4.15771	26	0.008424336	-4.776630571
32	7.5	0.008068	-4.81988	32	0.011142422	-4.496995665
38	7.5	0.000485		38	0.007705677	
54	7.5	0		54	0.002501046	
60	7.5	0		60	0.003524654	
0	8.5	1	0	0	1	0
0.5	8.5	0.900272	-0.10506	0.5	1.001218924	0.001218182
1	8.5			1	0.984277481	-0.015847429
2	8.5	1.126464	0.119084	2	0.830102817	-0.186205709
4	8.5	0.669497	-0.40123	4	0.72023396	-0.328179175
8	8.5	0.412734	-0.88495	8	0.355849123	-1.033248449
12	8.5	0.303138	-1.19357	12	0.234664343	-1.449599113
16	8.5	0.145738	-1.92595	16	0.150346097	-1.894815329
20	8.5	0.116883	-2.14659	20	0.121717515	-2.106052369
26	8.5	0.128668	-2.05052	26	0.05337247	-2.930460217
32	8.5	0.14546	-1.92785	32	0.076539672	-2.569946087
38	8.5	0.062695	-2.76947	38	0.061547696	-2.787942865
54	8.5	0.036364	-3.31418	54	0.024124415	-3.724530865
60	8.5	0		60	0.025905759	

Time (min)	pH	[MYC]/MYC]0 Conc	Time (min)	[MYC]/MYC]0 PPIA
0	6.5	0	0	0
0.5	6.5	-0.06549	0.5	-0.011420166
1	6.5	-0.17836	1	-0.090293083
2	6.5	-0.22239	2	-0.442396487
4	6.5	-0.52761	4	-0.655597592
8	6.5	-1.33559	8	-1.349731797
12	6.5	-1.85843	12	-2.008072178
16	6.5	-2.33714	16	-2.592418016
20	6.5	-2.77588	20	-3.246647035
32	6.5	-3.87308	32	-4.185183898
38	6.5	-4.62824	38	-4.717206469
54	6.5	-5.87853	54	-5.277987869
60	6.5	-6.59774	60	-5.31785648
26	6.5		26	
0	7.5	0	0	0
1	7.5	0.042509	1	-0.115397391
2	7.5	0.006385	2	-0.470922157
4	7.5	-0.41017	4	-0.776159985
8	7.5	-1.02336	8	-1.442337798
12	7.5	-2.28669	12	-2.056553329
16	7.5	-2.20029	16	-2.853214565
20	7.5	-2.83068	20	-3.566085394
32	7.5	-4.60027	32	-4.496995665
38	7.5	-4.81988	38	-4.865797964
54	7.5	-7.63238	54	-5.991046135
60	8.5		60	-5.647973028
0.5	7.5		0.5	-0.035390028
26	7.5		26	
0	8.5	0	0	0
1	7.5	-0.10506	0.5	-0.015847429
2	8.5	0.119084	2	-0.186205709
4	8.5	-0.40123	4	-0.328179175
8	8.5	-0.88495	8	-1.033248449
12	8.5	-1.19357	12	-1.449599113
16	8.5	-1.92595	16	-1.894815329
20	8.5	-2.14659	20	-2.106052369
32	8.5	-1.92785	32	-2.569946087
38	8.5	-2.76947	38	-2.787942865
54	8.5	-3.31418	54	-3.724530865
60	8.5		60	-3.653289967
0.5	8.5		1	0.001218182
26	8.5	-2.05052	26	

SUMMARY OUTPUT 6.5

Regression Statistics	
Multiple R	0.990948
R Square	0.981979
Adjusted R	0.980176
Standard E	0.271951
Observatio	12

ANOVA

	df	*SS*	*MS*	*F*	*ignificance F*
Regression	1	40.29911	40.29910916	544.8963	4.71E-10
Residual	10	0.739574	0.073957388		
Total	11	41.03868			

	Coefficients	*Standard Errc*	*t Stat*	*P-value*	*Lower 95%*	*Upper 95%*
Intercept	-0.13803	0.113395	-1.217218644	0.251466	-0.39069	0.114634
X Variable	0.967902	0.041464	23.34301451	4.71E-10	0.875514	1.06029

SUMMARY OUTPUT 7.5

Regression Statistics	
Multiple R	0.982823
R Square	0.96594
Adjusted R	0.961683
Standard E	0.314444
Observatio	10

ANOVA

	df	*SS*	*MS*	*F*	*ignificance F*
Regression	1	22.433	22.43300312	226.8821	3.73E-07
Residual	8	0.791001	0.098875151		
Total	9	23.224			

	Coefficients	*Standard Errc*	*t Stat*	*P-value*	*Lower 95%*	*Upper 95%*	*ower 95.0%*	*Upper 95.0%*
Intercept	-0.03598	0.142874	-0.251823128	0.807526	-0.36545	0.293489	-0.36545	0.293489
X Variable	0.852715	0.056611	15.0626064	3.73E-07	0.722169	0.983261	0.722169	0.983261

SUMMARY OUTPUT 8.5

Regression Statistics	
Multiple R	0.983781
R Square	0.967825
Adjusted R	0.96425
Standard E	0.239781
Observatio	11

ANOVA

	df	*SS*	*MS*	*F*	*ignificance F*
Regression	1	15.56503	15.5650251	270.7193	5.04E-08
Residual	9	0.517456	0.057495065		
Total	10	16.08248			
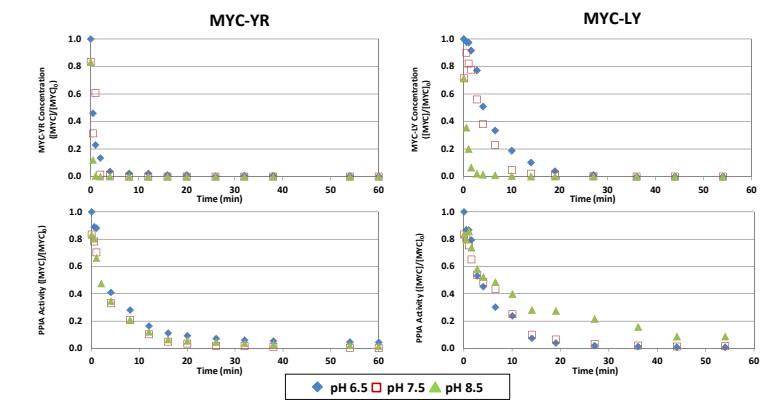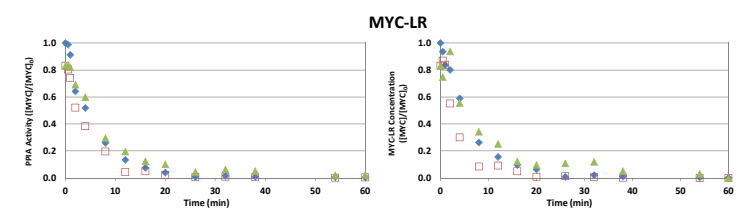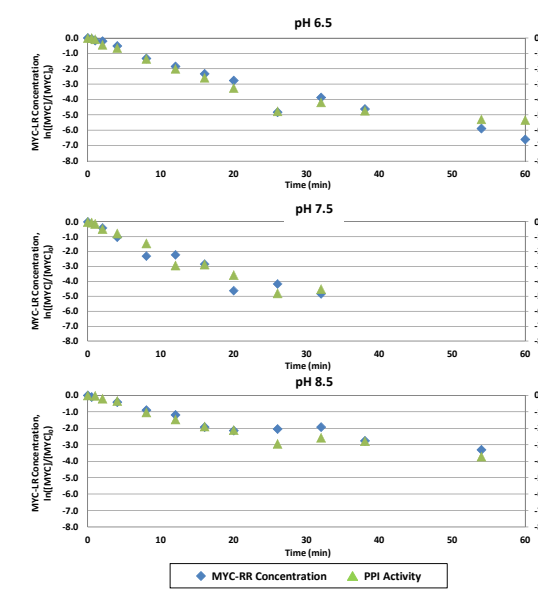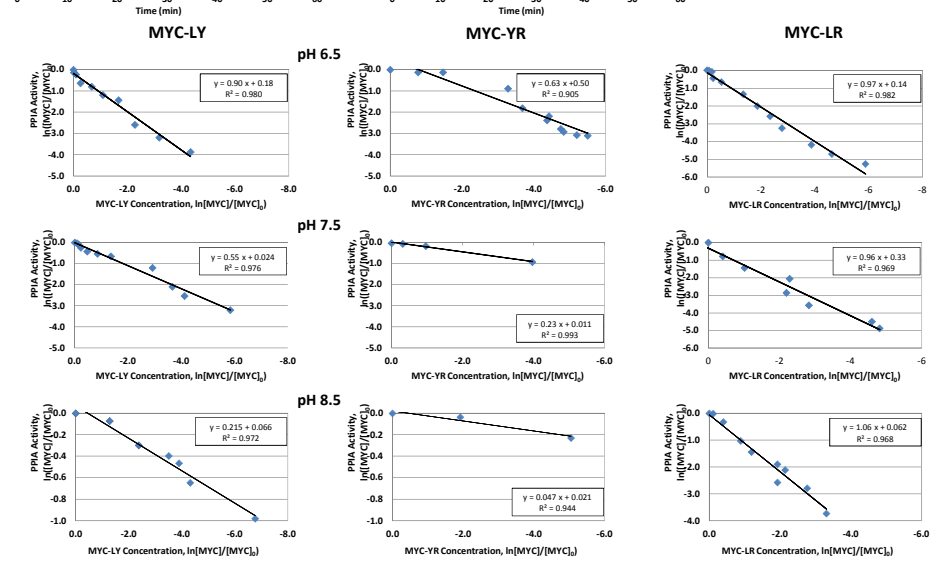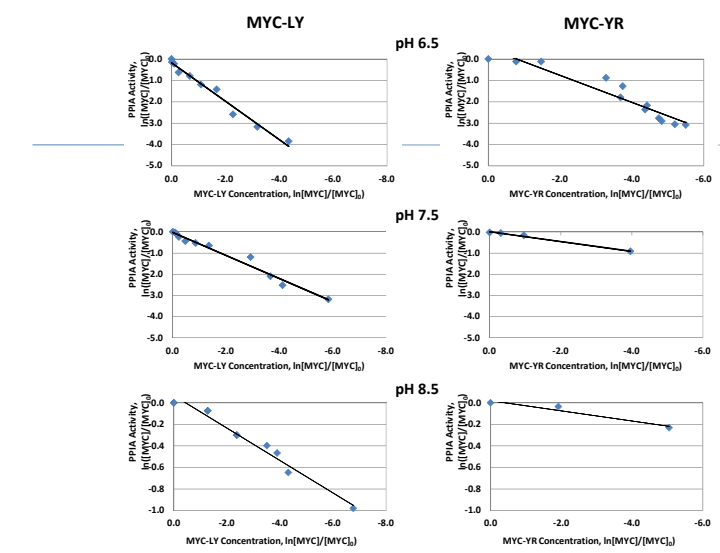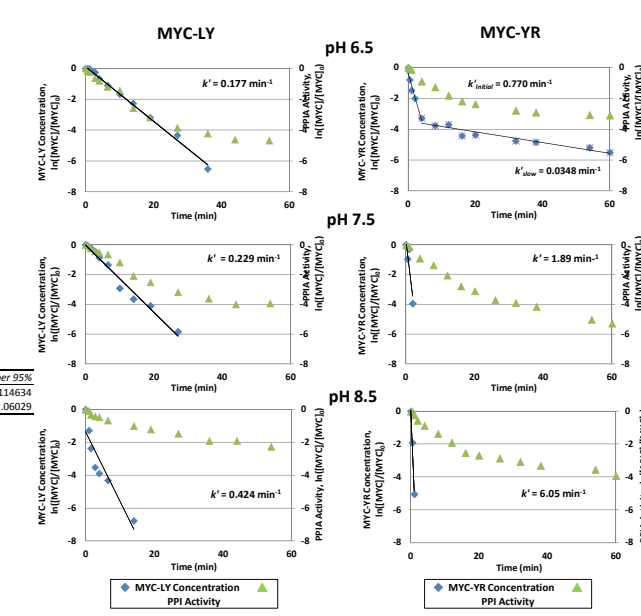
	Coefficients	*Standard Errc*	*t Stat*	*P-value*	*Lower 95%*	*Upper 95%*	*ower 95.0%*	*Upper 95.0%*
Intercept	-0.05885	0.111789	-0.526479074	0.611282	-0.31174	0.19403	-0.31174	0.19403
X Variable	1.060629	0.064462	16.45355051	5.04E-08	0.914806	1.206453	0.914806	1.206453